

# Death Penalty Repeal, Voters, and Elections:

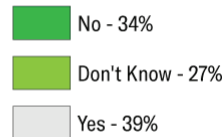
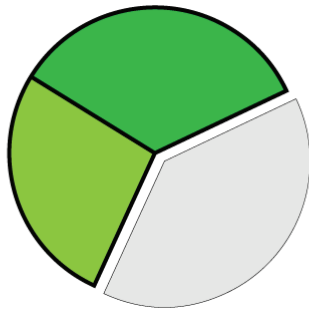
## *Voters favor or do not consider a candidate's support for repealing the death penalty.*

Support for the death penalty has dropped to an all-time low across the United States. In both “red” and “blue” states, legislators who have voted for repeal have not faced backlash at the ballot box. In Washington, recent polling confirms the national trend that voters either favor or do not consider support for death penalty repeal when choosing which candidates to support.

**A clear majority of Washington voters do not know if the state has the death penalty or think it does not.**

**61%**

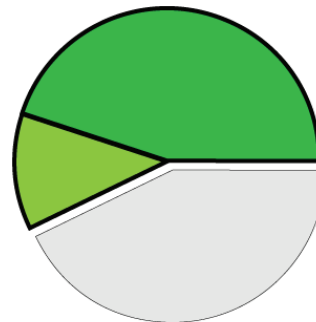
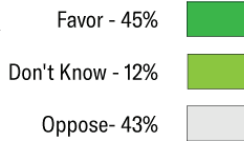
Believe WA does not have the death penalty or does not know.



When asked “To the best of your knowledge, does Washington State have the death penalty, or not?” most voters responded no or did not know.

**A clear majority of Washington voters support or are neutral on repealing the death penalty.**

When asked “Would you favor or oppose repealing the death penalty and replacing it with a penalty of life in prison with no possibility of parole?” most voters responded favor or had no opinion.



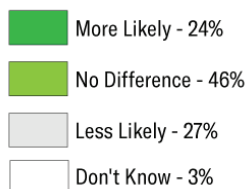
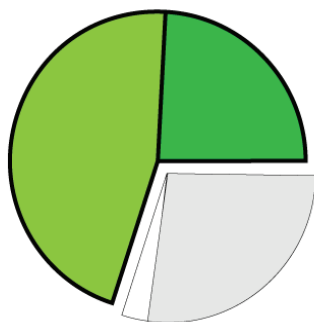
**57%**

Support repeal or have no opinion.

**Overwhelmingly, Washington voters would vote for a candidate who supported repealing the death penalty.**

**70%**

Favor or would not consider a vote for death penalty repeal at the ballot box.



When asked “If your state legislator voted to repeal the death penalty in Washington State and replace it with the penalty of life in prison with no possibility of parole, would that make you more likely or less likely to vote for that person, or would it make no difference in your vote?” most voters responded more likely or would not consider.

Methodology: The survey was conducted by Moore Information, Inc. among a representative sample of 500 voters statewide who have voted in at least one of the four most recent primary and general elections. Land line and cell phone interviews were conducted by live interviewers November 9-12, 2017. The potential sampling error is plus or minus 4% at the 95% confidence level.